













Quick View

System Down

There are 3 parts to this lesson:

1	Introduction: Reviewing purposes of web sites	  
2	Completing the task	      
3	Plenary: Lesson review	 
	Homework: Animated GIFs	

Delivery

1. Introduction: Reviewing the purpose of a web site

This lesson assumes that pupils have had some experience of using the Internet.

They must assume the role of a travel agent. The task asks them to design a web page for a new tropical island holiday resort that has just become available.

They are given examples of resources that could be used or adapted.

The aim of the introduction is to ensure that pupils understand the purposes of web sites.

Develop this by asking pupils:

- What types of web sites are there? e.g. informative, interactive, passive, service
- What type of web site may be suitable for this task?
- Who should the web site be aimed at?
- What is meant by a tropical island?

Distribute **handoutSD** and explain the task

2. Completing the task

Ensure that pupils have the **handoutSD**. This requires them to work through several tasks about databases.

Develop this by:

- Sharing good practice with the class as the work progresses

3. Plenary: Lesson review

Review the task and discuss possible answers with the class.

- Ask a pupil to act as scribe to summarise the answers

Homework: Animated GIFs

This may be a one off lesson, therefore the homework cannot be used as part of the preparation for the next lesson unless you know that the system may still be down.

Give out **homeworkSD** this explains the task:

Pupils are required to create a 'flip book' simulating an animated gif.

Objectives**Finding Information, Developing Ideas & Communicating****Pupils should be able to:**

- Recognise how the content and style of information can influence the message it gives and that data can be distorted and misused.
- Justify the use of particular information sources to support an investigation or presentation, and devise and apply criteria to evaluate how well various information types support a task.
- Identify the key elements of a problem and represent components in a plan.
- Plan communication projects and select the appropriate communication (type, length, media) for the intended audience (considering audience needs and expectations), purpose and environment.

Pupils should be taught to:

- Understand that web sites have a target audience.
- Understand that a web page is a collection of elements (objects on a page)

Preparation

Have you:

- Identified the key elements of this lesson
- Understood the school ICT policy in the areas that may affect this lesson
- Thought about the seating arrangements for any large group demonstration
- Prepared any OHPs of the **handoutSD**
- Duplicated the **handoutSD**
- Prepared any extra work to be used for differentiation
- Prepared any work that teaching assistants may require

Required IT skills for this lesson:

As the system is down for this lesson, there are no online skill tutorials or demonstrations available.

Differentiation & Extension

Consider the following for some pupils:

- Discuss in small groups what is meant by 'a tropical island' - has anyone visited one?
- Discuss in groups the various types of web sites and their designs
- Prepare an OHP of the task

Homework & Language

Homework:

This may be a one off lesson, therefore the homework cannot be used as part of the preparation for the next lesson unless you know that the system may still be down.

Give out **homeworkSD** this explains the task:

Pupils are required to create a 'flip book' simulating an animated GIF.

Language for learning:

animated

gif

Resources

For this lesson:

You will need:

- Blackboard, whiteboard, OHP or flipchart
- **HandoutSD** and suitable plain paper

Teacher Resources:

These are accessed by opening the **Teacher Resources File** on the CD (or network)

Resource Description	Filename	Format
Worksheet about databases	handoutSD	Word PDF
Homework sheet	homeworkSD	Word PDF